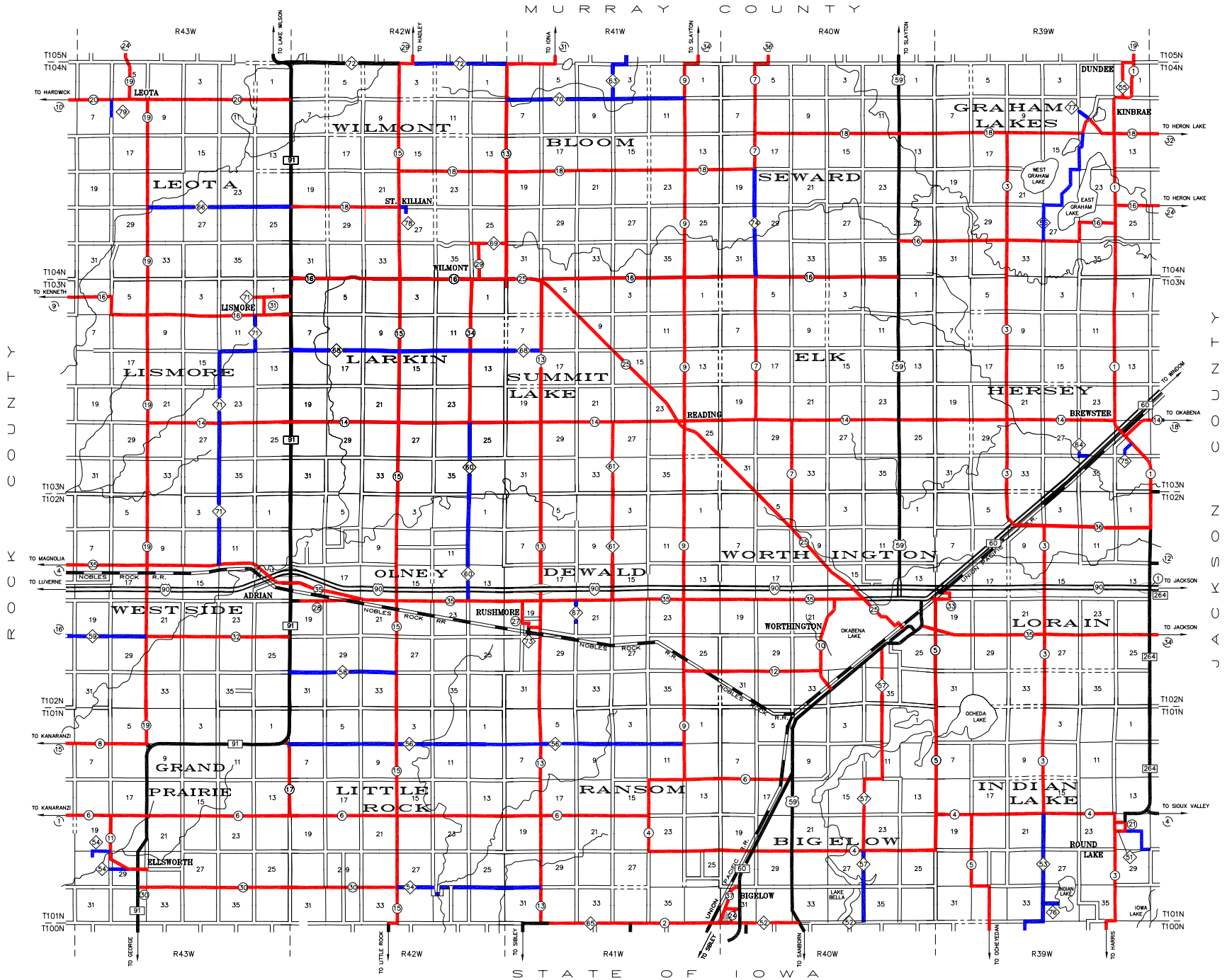


4221"SEASONAL YGKI JV"TGUVTKVQPU"
QH
BC6@9G'7CI BHMA -BB9GCH5

STEPHEN P. SCHNIEDER
PUBLIC WORKS DIRECTOR

THIS MAP IS FOR INFORMATIONAL PUPOSES ONLY.
POSTED LIMITS ON THE ROADWAY SHALL GOVERN.

- 10 TON PER AXLE
- 7 TON PER AXLE
- 10 TON STATE HIGHWAY



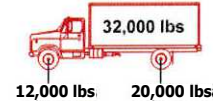
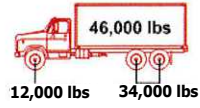
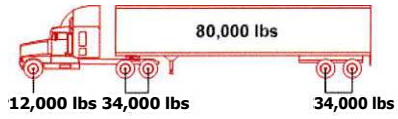
ATTENTION:

Beginning **March 11, 2015** the axel weight rating shall be **10 tons** per axel unless posted otherwise.

Seasonal load restriction for Nobles County are governed by the County in accordance with Minnesota Statute 169.87 SEASONAL LOAD RESTRICTION; ROUTE DESIGNATION.

LOAD RESTRICTIONS WILL BE ENFORCED! Stephen P. Schnieder
Nobles County Public Works Director

10 Tons



7 Tons

