

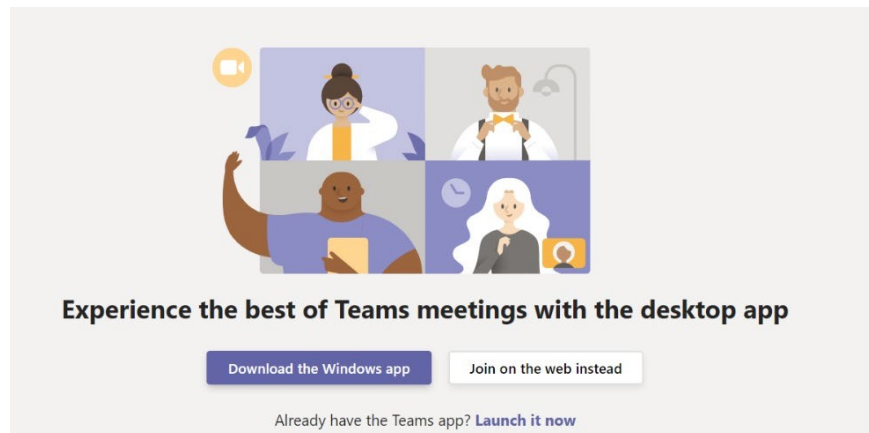
JOINING A TEAMS MEETING With A MEETING INVITE LINK

1. Open the Teams meeting invite and click Join Microsoft Teams Meeting

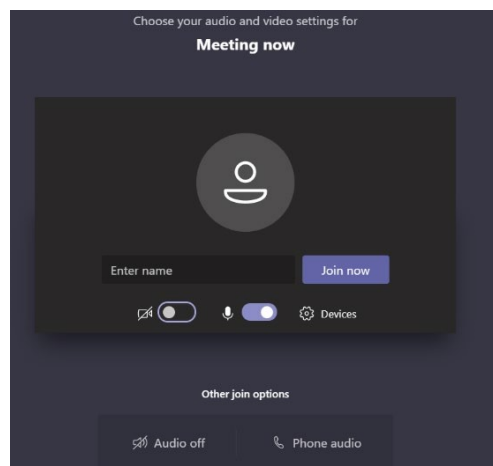
[Join Microsoft Teams Meeting](#)

+1 612-474-1960 United States, Minneapolis (Toll)

2. You will see a page with an option to Download the windows app, join from the web, or Launch Teams if you already have it installed. Choose the option you prefer. Please note, the Teams Windows App will provide the best experience.

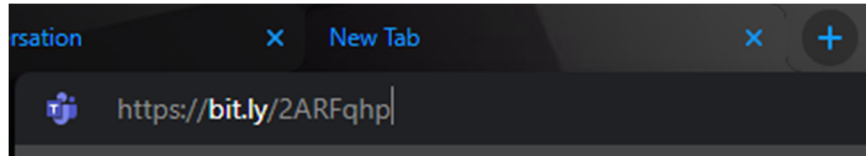


3. By Default, Teams will use your computer mic and speakers. You can Choose Phone Audio if you would like to call in manually. Then click Join Now to enter the meeting.

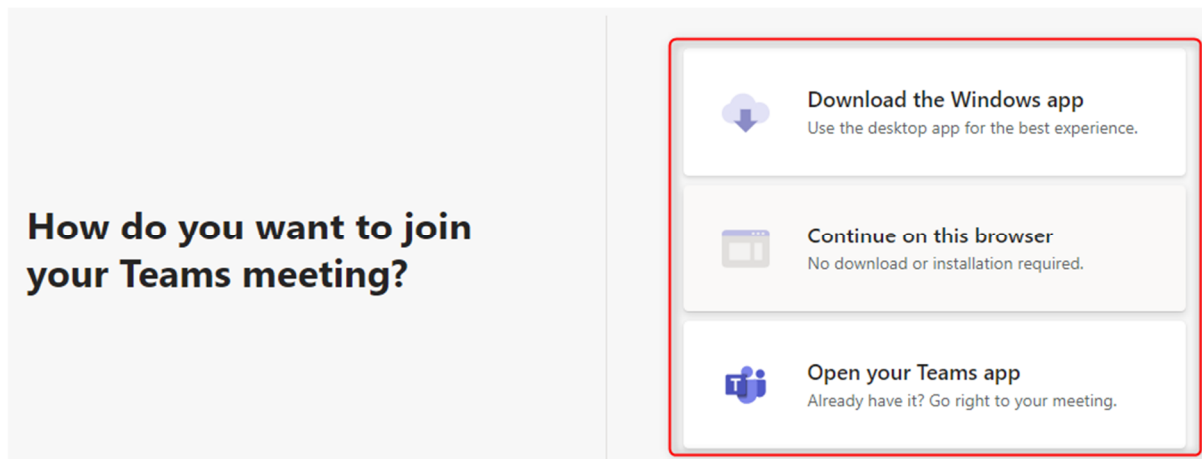


JOINING A TEAMS MEETING Without A MEETING INVITE LINK

1. Type in the Virtual Meeting Website (<https://bit.ly/XXXXXXXXXX>) into your browser and choose the option you prefer.



2. You will see a page with an option to Download the windows app, join from the web, or Launch Teams if you already have it installed. Choose the option you prefer. Please note, the Teams Windows App will provide the best experience.



1. By Default, Teams will use your computer mic and speakers. You can Choose Phone Audio if you would like to call in manually. Then click Join Now to enter the meeting.

